


QUARTERLY PHYSICAL REPORT OF OPERATION
As of December 31, 2021

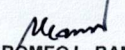
Department: State Universities and Colleges
Agency: Batangas State University
Operating Unit: N/A
Organization Code: 80380000000


Particulars	UACS CODE	Physical Target (Budget Year)					Physical Accomplishment (Budget Year)					Variance	Remarks
		1st Quarter	2nd Quarter	3rd Quarter	4th Quarter	Total	1st Quarter	2nd Quarter	3rd Quarter	4th Quarter	Total		
1	2	3	4	5	6	7	8	9	10	11	12	13	14
HIGHER EDUCATION PROGRAM	310100000												
OO : Relevant and quality tertiary education ensured to achieve inclusive													
Outcome Indicators													
1. Percentage of first-time licensure exam takers that pass the licensure exams		0.68	0.70	0.69	0.69	0.69	-	-	0.8774	0.6415	0.7595	-0.0485	A total of 68 out of 106 first time takers passed the licensure examinations or 64.15% in the 4th Quarter of FY 2021.
2. Percentage of graduates (2 years prior) that are employed		0.20	0.20	0.15	0.15	0.7	0.3398	0.1191	0.0726	0.1816	0.7131	0.0316	Out of 5990 graduates sample size, 1088 or 18.16% are employed within 2 years upon graduation in the 4th Quarter of FY 2021. It is 3.16% higher than the target. The University formulated an institutionalized graduate tracer and improved the University's data collection which resulted to a higher number of tracked employed graduates.
Output Indicators													
1. Percentage of undergraduate students enrolled in CHED-identified and RDC-identified priority programs				0.7922		0.7922	N/A	N/A	0.7922	N/A	0.7922	N/A	
2. Percentage of undergraduate programs with accreditation		0.97	0.97	0.97	0.97	0.97	0.9890	0.9890	0.9890	0.9890	0.9890	0.019	Out of 91 accreditable programs, 90 undergraduate programs are accredited
ADVANCED EDUCATION PROGRAM	320100000												
OO : Higher education research improved to promote economic													
Outcome Indicator													
1. Percentage of graduate school faculty engaged in research work applied in any of the following:													
a. pursuing advanced research degree programs (Ph.D) or							N/A						
b. actively pursuing within the last three (3) years (investigative research, basic and applied scientific research, policy research, social science research) or		0.15		0.11		0.26	0.20	N/A	0.2429	N/A	0.4429	N/A	Out of 70 graduate school faculty, 17 or 24.29% actively pursued (investigative research, basic and applied scientific research, social science research) in the last 3 years
c. producing technologies for commercialization or livelihood improvement or							N/A						
d. whose research work resulted in an extension program							N/A						
Output Indicators													
1. Percentage of graduate students enrolled in research degree programs				0.76		0.76	N/A	N/A	0.8654	N/A	0.8654	N/A	Out of 1,865 enrolled graduate students, 1,614 or 86.54% are enrolled in research degree programs. An increase to the accomplishment is due to the initiative of the University
2. Percentage of accredited graduate		0.85	0.85	0.85	0.85	0.85	0.95	0.95	0.95	0.95	0.95	0.10	Out of 21 accreditable programs, 20 graduate programs are accredited

Department: State Universities and Colleges
Agency: Batangas State University
Operating Unit: N/A
(UACS): 8038000000

Particulars	UACS CODE	Physical Target (Budget Year)					Physical Accomplishment (Budget Year)					Variance	Remarks
		1st Quarter	2nd Quarter	3rd Quarter	4th Quarter	Total	1st Quarter	2nd Quarter	3rd Quarter	4th Quarter	Total		
1	2	3	4	5	6	7	8	9	10	11	12	13	14
programs													
RESEARCH PROGRAM	320200000												
OO : Higher education research improved to promote economic													
Outcome Indicator													
1. Number of research outputs in the last three years utilized by the industry or by other beneficiaries		13	2	3	3	21	13	2	3	5	23	2	The target was achieved by institutionalizing the collaborations between the University and external agencies/beneficiaries through MOA
Output Indicators													
1. Number of research outputs completed within the year		3	3	4	4	14	3	4	7	9	23	5	The target was achieved through implementation of research programs and strategies to further promote research and development in the university
2. Percentage of research outputs published in internationally-refereed or CHED recognized journal within the year		0.02	0.02	0.02	0.02	0.08	0.1818	0.1136	0.1591	0.1136	0.5682	0.0936	5 journal articles were published in scopus indexed journals.
TECHNICAL ADVISORY EXTENSION PROGRAM	330100000												
OO : Community engagement increased													
Outcome Indicator													
1. Number of active partnerships with LGUs, industries, NGOs, NGAs, SMEs, and other stakeholders as a result of extension activities		23	33	30	30	116	6	12	17	94	129	64	The total accomplishment is 11.21% above the target
Output Indicators													
1. Number of trainees weighted by the length of training		1,925	2,679	2,491	2,491	9586	1,958.75	6,438.25	1,739.50	4,905.50	15,042.00	2,414.50	The total accomplishment is 56.92% above the target
2. Number of extension programs organized AND supported CONSISTENT WITH the SUC's mandated and priority programs		68	95	88	88	339	43	131	66	155	395	67	The total accomplishment is 16.52% above the target
3. Percentage of beneficiaries who rate the training course/s as satisfactory or higher in terms of quality and relevance		0.96	0.96	0.96	0.96	0.96	0.9982	0.9981	0.9977	0.9958	0.9975	0.0358	The total accomplishment is 3.90% above the target

Prepared by:

Atty. EARVENE JARED S. CUNANAN
 Planning Officer

In coordination with:

Mr. ROMEO L. RAMOS
 Budget Officer

Approved:

Dr. TIRSO A. RONQUILLO
 Agency Head